



Annexure A

3

BEFORE THE HON'BLE NATIONAL COMPANY LAW TRIBUNAL
NEW DELHI BENCH

IN CP (IB) No.1088/ND/2020

IN THE MATTER OF:

JMT AUTO LIMITED (Under Corporate Insolvency Resolution Process)

INDEX

S. No	Particulars	Page No
1	List of Creditors	1-32

Filed By:



Mr. Pardeep Kumar Sethi
Reg. No. - IBBI/PA-001/TP- P00711/2017-2018/11265
Resolution Professional ("RP") for
JMT Auto Limited
Registered Address:
RBSA Restructuring Advisors LLP,
1121, Building No.11, Solitaire Corporate Park,
Andheri Kurla Road, Andheri East,
Mumbai, Maharashtra, 400093
E-mail: jmtauto.ird@rbsa.in | peekay.sethi@gmail.com

Date: 13 September 2022

Place: Mumbai



4

BEFORE THE HON'BLE NATIONAL COMPANY LAW TRIBUNAL
NEW DELHI BENCH

IN

COMPANY P. (LB) NO. 1088 OF 2020

UNDER REGULATION 13 (2) OF THE IBBI (INSOLVENCY RESOLUTION PROCESS FOR CORPORATE PERSONS) REGULATIONS, 2016

In the Corporate Insolvency Resolution Process of:

M/s. JMT Auto Ltd
3 - LSC Pomposh Enclave,
Guru Nanak Market, Opp. LSC Market,
New Delhi - 110048

...Corporate Debtor

In the matter of:

M/s. Axis Bank Ltd
Trishul, 3rd Floor,
Opp. Samarteshwar Temple,
Near Law Garden, Ellisbridge,
Ahmedabad – 380006

...Applicant / Financial Creditor

Versus

M/s. JMT Auto Ltd
3 - LSC Pomposh Enclave,
Guru Nanak Market, Opp. LSC Market,
New Delhi - 110048

...Respondent / Corporate Debtor

List of Creditors under Regulation 13(2)(d) of IBBI (Insolvency Resolution Process for Corporate Persons) Regulations, 2016 by Mr. Pardeep Kumar Sethi, Resolution Professional of JMT Auto Limited under the Insolvency and Bankruptcy Code 2016.

1. The application for Corporate Insolvency Resolution Process was filed by Axis Bank Ltd, Financial Creditor under section 7 of the Insolvency and Bankruptcy Code read with Rule 4 of Insolvency and Bankruptcy (Application to Adjudicating Authority) Rules 2016 was admitted by Honourable National Company Law Tribunal ("NCLT") Delhi Bench, New Delhi vide order no. in C.P. (LB) No.1088 of 2020 dated 23 February 2022.
2. Further, vide the said order, this Hon'ble Tribunal was pleased to appoint Mr. Pardeep Kumar Sethi, Registration No. IBBI/IPA-001/IP-P00711/2017-2018 /11265 having registered address at R B S A Restructuring Advisors LLP,1121, Building No.11, Solitaire Corporate Park, Andheri Kurla Road, Andheri East, Mumbai City, Maharashtra, 400093, as the Interim Resolution Professional ("IRP") for M/s. JMT Auto Ltd who is directed to take necessary actions in accordance with the relevant provisions of the Insolvency and Bankruptcy Board of India. The appointment of IRP was confirmed as Resolution Professional ("RP") by the members of Committee of Creditors ("CoC") in their 1st Meeting of CoC held on 22 Mar 2022 (e-voting concluded on 31 Mar 2022).
3. In Compliance with Regulation 13(2)(d) of Insolvency and Bankruptcy Board of India (Insolvency Resolution Process for Corporate Persons) Regulation 2016, a list of creditors along with amount claimed, amount admitted and amount under verification was e-filed with Adjudicating Authority on 16 March 2022, 1st updated list & e-filed on 20 April 2022, 2nd updated list & e-filed on 6 May





2022, 3rd updated list e-filed on 29 June 2022 and 4th updated list & e-filed on 13 July 2022. The further updated list of claimants till the claims received till 12 September 2022 is enclosed herewith as **Annexure A**. The details of security interest in respect of claims by Financial Creditors is enclosed herewith as **Annexure-B**.


Pardeep Kumar Sethi
Resolution Professional



In the matter of M/s. JMT Auto Ltd

IBBI Registration No.: IBBI/IPA-001/IP-P00711/2017-2018/11265

Place: Mumbai

Date: 14 September 2022





6

ANNEXURE A

LIST OF CLAIMS RECEIVED FROM THE CREDITORS TILL 12 SEPTEMBER 2022:**I. Financial Creditors:**

(Amount in INR)

SN	Name of Creditor	Amount Claimed	Amount Admitted	Amount of claim rejected	Voting rights (%)	Secured/ Unsecured
1	Axis Bank Ltd	769,386,824	769,386,824		45.70%	Secured
2	IDBI Bank Ltd	581,490,795	581,202,697	2,88,098	34.53%	Secured
3	State Bank of India	259,091,932	259,091,932		15.39%	Secured
4	Bank of India	73,999,899	73,999,899		4.40%	Secured

II. Operational Creditors (Government Dues):

(Amount in INR)

SN	Details of Claimant	Details of amount claim	Details of claim admitted	Amount of contingent claim	Amount of claim rejected	Amount of claim under verification
1	Maheshwari Maji, CGST & CX, Division -III.	18,36,52,488	4,93,30,200	13,41,40,186	1,82,102	-
2	Employees' State Insurance Corporation, Ranchi, Jharkhand	14,34,718	14,34,718	-	-	-
3	Deputy Commissioner State Tax, Adityapur Circle, Jamshepur	16,76,772	16,76,772	-	-	-
4	Commercial Taxes, Bhiwadi (Umesh Kumar Jalan, Joint Commissioner)	20,90,900	20,90,900	-	-	-
5	Dy Commissioner of Income Tax (TDS), Circle Ranchi	17,76,790	17,76,790	-	-	-
6	Deputy Commissioner of Central Tax and Central Excise, Dharwad	19,11,16,661	8,25,19,736	10,85,96,925	-	-
7	Employee provident fund organisation - Jamshepur	5,04,30,324	-	-	-	5,04,30,324
	Total	43,21,78,653	13,88,29,116	24,27,37,111	1,82,102	5,04,30,324

III. Operational Creditors (Employee):

(Amount in INR)

Sr. Nos	Name of authorised representative, if any	Name of employee	Amount claimed	Total amount of claim admitted	Amount of claim rejected	Amount of claim under verification
1	NA	Shankar Hansdah	81,053	46,151	34,902	-
2	NA	Bidesh Maity	3,34,853	3,34,853	-	-
3	NA	Debashish Mohanta	4,66,412	4,66,312	100	-
4	NA	Prakash Chandra	3,11,121	2,23,650	87,471	-
5	NA	D. Ravi Shankar Rao	2,18,881	2,18,881	-	-





7

6	NA	Raghbendra Pandey	3,25,409	3,25,409	-	-
7	NA	Sukant Samal	2,80,596	2,80,596	-	-
8	NA	Anil Pani	55,388	55,388	-	-
9	NA	Shamsher Bahadur Singh	83,906	83,906	-	-
10	NA	Pramod Kumar	3,45,574	3,45,574	-	-
11	NA	Kwaljeet Singh	3,07,443	3,07,443	-	-
12	NA	Pradyumna Bisoi	39,112	37,369	1,743	-
13	NA	Ravi Prakash Triwary	1,65,418	1,62,148	3,270	-
14	NA	Pankaj Kumar	2,05,805	2,05,805	-	-
15	NA	Anup Baidyanath Ash	5,68,912	5,62,862	6,050	-
16	NA	Mantosh Kumar	1,55,390	1,55,390	-	-
17	NA	Md Shahidul Islam	44,424	38,893	5,531	-
18	NA	Tushar Kumar Padhy	12,525	0	12,525	-
19	NA	Rabindra Nath Mahato	62,703	62,703	-	-
20	NA	Fakir Mohan Das	3,14,375	3,14,375	-	-
21	NA	Rajeeb Kumar Das	72,410	72,410	-	-
22	NA	Yamanoorgouda Patil	24,332	11,155	13,177	-
23	NA	Manash Ranjan Das	4,10,703	4,10,703	-	-
24	NA	Sana Venkata Shailesh	2,59,010	2,59,010	-	-
25	NA	Subrata Gorai	11,130	0	11,130	-
26	NA	Mitrabhanu Mohanta	2,15,362	85,371	1,29,991	-
27	NA	Debasis Bhunia	81,216	81,216	-	-
28	NA	Chinmoy Kolay	4,59,770	4,59,770	-	-
29	NA	Dharampal Singh	2,18,085	2,02,436	15,649	-
30	NA	Rajesh Kumar Sinha	66,929	0	66,929	-
31	NA	Arvind Kumar Singh	2,73,746	2,73,746	-	-
32	NA	Shraban Kumar Dutta	2,04,140	2,04,140	-	-
33	NA	Madhu Sharma	4,62,851	4,62,851	-	-
34	NA	Gurusharan Singh Golan	8,83,980	0	8,83,980	-
35	Abhay Kumar Sinha	Ashok Pandey	6,75,886	6,75,886	-	-
36		Vinod Kumar Goswami	2,84,461	2,84,461	-	-






37	Shailendra Kumar	1,08,230	1,08,230			-
38	Sujit Kumar Mandal	1,36,355	1,36,355			-
39	Subodh Kumar Singh	1,13,591	1,13,591			-
40	Manoj Kr. Mishra	1,31,974	1,31,974			-
41	Niranjana Satpathy	1,47,972	1,47,972			-
42	Dilip Satpathy	1,17,365	1,17,365			-
43	Kishore Kumar Hembram	76,723	76,723			-
44	Sanjiv Kumar	1,02,350	1,02,350			-
45	Rajeev Kumar	1,04,097	1,04,097			-
46	Alok Kumar Dey	1,19,373	1,19,373			-
47	Mahesh Mishra	1,11,626	1,11,626			-
48	Parvinder Singh	99,790	99,790			-
49	Triloki Nath Prasad	99,692	99,692			-
50	B. Lokeshwar Reddy	1,20,026	1,20,026			-
51	Alok Singh	1,15,612	1,15,612			-
52	Ajayant Kr. Singhdeo	1,13,460	1,13,460			-
53	Anup Kumar	2,10,739	2,10,739			-
54	Rabindra Singh	1,21,307	1,21,307			-
55	Surendra Prasad Singh	1,79,704	1,79,704			-
56	Sandip Kumar	1,41,427	1,41,427			-
57	Binod Kumar Sharma	1,44,538	1,44,538			-
58	Shailendra Kr. Singh	1,41,835	1,41,835			-
59	Baidyanath Prasad	1,21,587	1,21,587			-
60	Bhola Nath Kundu	73,509	73,509			-
61	Sudip Kr. Dey	1,41,685	1,41,685			-
62	Jitendra Singh	1,63,544	1,63,544			-
63	Ranjay Kumar Singh	1,41,062	1,41,062			-
64	Bhaskar Dutta	1,70,903	1,70,903			-
65	Brajesh Kumar Pandey	1,06,635	1,06,635			-
66	Bidhan Chandra Mahato	1,63,958	1,63,958			-
67	Lalit Kumar Pandey	1,32,399	1,32,399			-
68	Diwakaran Acharya	1,18,525	1,18,525			-
69	Sanjay Kumar Singh	1,41,249	1,41,249			-





9

70	Saket Deep	1,33,511	1,33,511		-
71	Amarjeet Singh	1,48,681	1,48,681		-
72	Mukesh Kumar Sharma	1,04,759	1,04,759		-
73	Md Taz Mohiudin	91,382	91,382		-
74	Manoj Bharti	7,50,017	7,50,017		-
75	Perwesh Kumar	3,59,238	3,59,238		-
76	Ganesh Tudu	1,29,066	1,29,066		-
77	Sachchidanand Sharma	76,855	76,855		-
78	Vinod Kumar	72,142	72,142		-
79	Raj Kishore Mishra	1,06,497	1,06,497		-
80	Prahlad Kr. Mishra	74,085	74,085		-
81	Roop Lal Sharma	3,03,032	3,03,032		-
82	Madhaw Dubey	2,46,892	2,46,892		-
83	Anand Mishra	1,43,287	1,43,287		-
84	Sanatan Swamkar	1,17,562	1,17,562		-
85	Arun Kr. Tiwary	1,14,203	1,14,203		-
86	Gulshan Bir Singh	1,48,962	1,48,962		-
87	Ramesh Kumar Yadav	1,18,394	1,18,394		-
88	Akhilesh Kumar Mishra	3,58,693	3,58,693		-
89	Bindeshwar Prasad Saw	1,77,912	1,77,912		-
90	Anjan Kr. Patra	1,50,464	1,50,464		-
91	Chandra Prakash Singh	2,38,249	2,38,249		-
92	Narender Singh	1,23,717	1,23,717		-
93	Pappu Kumar	1,10,436	1,10,436		-
94	Shailesh Kumar Rai	93,538	93,538		-
95	Prem Singh Aiden	90,314	90,314		-
96	Doddi Srinivas Rao	1,35,490	1,35,490		-
97	Jasbir Singh	1,36,682	1,36,682		-
98	Rajesh Kumar Pandey	2,45,825	2,45,825		-
99	Balkar Singh	1,20,348	1,20,348		-
100	Jitender Ojha	1,81,124	1,81,124		-
101	Birendra Kumar Singh	1,29,779	1,29,779		-
102	Arvinder Singh	1,24,312	1,24,312		-





10

103	Sanjay Kumar Mishra	6,37,383	6,37,383		-
104	M. K. Mandal	1,08,917	1,08,917		-
105	Siddhesiwar Mahato	2,00,553	2,00,553		-
106	Devanand Prakash	1,26,810	1,26,810		-
107	Bhagwat Mandal	1,31,401	1,31,401		-
108	Avijit Mandal	1,06,115	1,06,115		-
109	K. Shankar Rao	84,661	84,661		-
110	Prasant Dey	88,469	88,469		-
111	Vijay Kumar Sinha	3,18,389	3,18,389		-
112	Nawal Kishore Singh	4,57,823	4,57,823		-
113	Ravi Shankar Sharma	2,05,465	2,05,465		-
114	Anthony Christ Raj Thomas	1,42,078	1,42,078		-
115	Chittaranjan Mohapatra	1,22,647	1,22,647		-
116	Ram Kumar Raut	91,366	91,366		-
117	Rakesh Kr. Singh	1,45,675	1,45,675		-
118	Shirajul Islam	1,16,191	1,16,191		-
119	Shraban Kumar Dutta	1,13,225	0	1,13,225	-
120	Avinash Patnaik	1,71,492	1,71,492		-
121	Srikant Kumar	99,800	99,800		-
122	Subham Sarangi	72,247	72,247		-
123	Jiban Jyoti Behera	1,17,987	1,17,987		-
124	Amarjeet Singh	1,14,132	1,14,132		-
125	Anita Ghosh	1,03,084	1,03,084		-
126	Anamika Ray	1,13,250	1,13,250		-
127	Deepak Kumar	88,679	88,679		-
128	Sudip Chakraborty	99,495	99,495		-
129	Suraj Pratap Behera	75,726	75,726		-
130	Bishwajit Pradhan	82,587	82,587		-
131	Hasibur Rahman Khan	94,438	94,438		-
132	Prabhat Ranjan	1,24,280	1,24,280		-
133	Bam Shankar Pandey	94,644	94,644		-
134	Upendra Kumar	92,076	92,076		-
135	Satnam Singh	1,14,452	1,14,452		-





136		Nimai Charan Nayak	1,14,855	1,14,855		-
137		Gobindo Chandra Nayak	72,683	72,683		-
138		Sitikanta Singh	94,895	94,895		-
139		Alok Chand	1,39,762	1,39,762		-
140		Bhuneshwar Prasad	22,177	22,177		-
141		Binod Kumar.	1,08,174	1,08,174		-
142		Guru Saranjit Singh	1,03,026	1,03,026		-
143		Ajit Kumar Jha	1,44,633	1,44,633		-
144		Sunil Kumar	1,17,510	1,17,510		-
145		Varinder Singh	7,12,681	7,12,681		-
146		Chandan Kumar Singh	90,306	90,306		-
147		Subash Mahato	89,368	89,368		-
148		Sanjib Kumar Bala	1,66,413	1,66,413		-
149		Ritu Raj	85,134	85,134		-
150		Rajeev Ranjan Parmar	1,64,214	1,64,214		-
151		Prein Prakash Kumar	1,11,605	1,11,605		-
152		Nitesh Kumar	1,48,115	1,48,115		-
153	Abhay Kumar Sinha	Vishal Kr. Mishra	8,78,531	8,78,531		-
154		Ranjit Singh	97,147	97,147		-
155		Biplab Kumar Nandi	1,00,879	1,00,879		-
156		Manoj Yadav	1,29,063	1,29,063		-
157		Lalitesh Kumar	1,25,884	1,25,884		-
158		Binay Kumar	2,88,161	2,88,161		-
159		Joginder Singh	1,14,087	1,14,087		-
160		S. S. Mandal	1,53,550	1,53,550		-
161		Manoj Kumar Thakur	1,00,639	1,00,639		-
162		Sonu Sharma	1,45,390	1,45,390		-
163		Sitaram Bisai	1,31,330	1,31,330		-
164		Sukhpal	7,05,024	7,05,024		-
165		Mukesh Kumar Singh	2,85,478	2,85,478		-
166		Mrinmoy Adhikary	96,717	96,717		-
167		Biswambar Malick	1,14,964	1,14,964		-
168		Saud Alam	26,132	26,132		-





12


169	Rajat Kumar Bodhuk	1,53,142	1,53,142		-
170	Martom Purty	92,264	92,264		-
171	Ashis Kumar Das	71,464	71,464		-
172	Geeta Kumari	66,480	66,480		-
173	Intiyaz Alam	7,64,528	7,64,528		-
174	Pankaj Kumar	1,14,254	1,14,254		-
175	Rajesh Kumar Mahato	91,694	91,694		-
176	Rajesh Kumar	1,47,454	1,47,454		-
177	Pradeep Kumar	3,59,325	3,59,325		-
178	Surendra Kumar	3,59,007	3,59,007		-
179	Nihar Choudhry	1,23,718	1,23,718		-
180	Basant Kumar Mahto	86,722	86,722		-
181	Harishankar Bedia	96,831	96,831		-
182	Sanjay Pradhan	77,982	77,982		-
183	Sukumar Ghosh	1,29,551	1,29,551		-
184	A. Ramu	1,44,515	1,44,515		-
185	Rajinder Pal Singh	82,399	82,399		-
186	Amandip Singh	1,38,215	1,38,215		-
187	Sanjeet Kr. Paswan	72,591	72,591		-
188	Ajay Kr. Singh	1,06,326	1,06,326		-
189	Subrata Dey	1,11,003	1,11,003		-
190	Khetra Mohan Soren	93,012	93,012		-
191	Rahul Kumar	42,366	42,366		-
192	Samarjit Ojha	3,39,232	3,39,232		-
193	Hari Shankar Gorai	29,736	29,736		-
194	Prakash Kumar Ojha	75,768	75,768		-
195	Sandip Kumar Mohapatra	91,082	91,082		-
196	Prakash Kumar Mahato	75,043	75,043		-
197	Sunil Kumar Murmu	16,615	16,615		-
198	Roshan Kumar	93,773	93,773		-
199	Nihar Ranjan Mahato	1,32,957	1,32,957		-
200	Sushil Kumar	1,34,626	1,34,626		-
201	Subhrajit Jena	71,397	71,397		-





13

202	Nageshwar Sharma	2,03,009	2,03,009			-
203	Onkar Nath Pandey	2,63,355	2,63,355			-
204	Ashwani Kumar Sahu	1,22,754	1,22,754			-
205	Swaroop Mandal	1,14,914	1,14,914			-
206	Anup Kumar Sharma	1,66,615	1,66,615			-
207	Saroj Kumar Pandey	1,19,613	1,10,023	9,590		-
208	Sukdev Pramanik	2,13,118	2,13,118			-
209	Ashish Kumar Sinha	3,30,320	3,30,320			-
210	Tapan Kr. Chhotray	1,29,106	1,29,106			-
211	Sarnar Bilash Parija	1,83,035	1,83,035			-
212	Nageshwar Mahato	1,12,080	1,12,080			-
213	Hardeo Singh	1,50,201	1,50,201			-
214	Ram Bhadra Singh	32,406	32,406			-
215	Inderjeet Singh	1,31,435	1,31,435			-
216	Rakesh Kumar Mohanta	1,18,755	1,18,755			-
217	Sanjay Kumar Jena	1,05,137	1,05,137			-
218	Purnendu Kumar Nanda	1,02,662	1,02,662			-
219	Kumar Amresh Anand	1,21,397	1,21,397			-
220	Raghunandan Kumar	91,703	91,703			-
221	Bishwanath Rai	1,39,623	1,39,623			-
222	Subodh Kr. Singh	1,44,660	1,44,660			-
223	Rajneesh Kumar	1,24,701	1,24,701			-
224	Jasbir Singh	1,04,633	1,04,633			-
225	Rahul Kumar	4,05,963	4,05,963			-
226	Bijayender Kumar Singh	1,10,097	1,10,097			-
227	L. Ravi Shankar Rao	95,121	95,121			-
228	Wozair Ahmad Khan	6,36,050	6,36,050			-
229	Amresh Kumar	2,10,302	2,10,302			-
230	Gurneet Singh	88,846	88,846			-
231	Rajiv Kumar Pandey	1,17,038	1,17,038			-
232	Rakesh Kumar Srivastav	2,28,910	2,28,910			-
233	Krishna Kumar Singh	84,417	84,417			-
	Raghu Kumar Singh	0	0			-





235	Abhay Kumar Sinha	Santosh Kumar Singh	4,56,321	4,56,321	-
236		Dharmendra Kumar Singh	2,75,717	2,75,717	-
237		Satbir Singh	1,08,929	1,08,929	-
238		Santosh Kumar Sahi	1,00,550	1,00,550	-
239		Santosh Kumar	1,18,240	1,18,240	-
240		Subodh Kumar	1,20,776	1,20,776	-
241		Gurusharan Singh	6,91,333	6,91,333	-
242		Supak Kumar Nanda	86,856	86,856	-
243		Sanjeev Dey	1,48,506	1,48,506	-
244		Vijay Prakash Sharma	96,381	96,381	-
245		Shyam Sunder	1,61,528	1,61,528	-
246		Jagjit Singh	1,21,104	1,21,104	-
247		Gurukripal Singh	50,929	50,929	-
248		Jaspal Singh	10,179	10,179	-
249		Pradeep Kumar Giri	80,943	80,943	-
250		Bighnesh Kumar Mahapatra	2,89,501	2,89,501	-
251		Raj Kumar Pandit	4,38,161	4,38,161	-
252		Nasir Iqbal	1,07,234	1,07,234	-
253		Sujeet Kumar	1,42,373	1,42,373	-
254		Anjan Mandal	98,422	98,422	-
255		Khudiram Mahato	15,403	15,403	-
256		K. Chandra Shekhar	1,12,666	1,12,666	-
257		Narender Bikram Tirkey	1,16,179	1,16,179	-
258		Devilal Sardar	1,16,321	1,16,321	-
259		Sahendra Kumar	98,619	98,619	-
260		Trilochan Singh.	1,28,258	1,28,258	-
261		Jitendar Singh	1,01,072	1,01,072	-
262	Ramesh Baskey	1,66,417	1,66,417	-	
263	Md. Jafar Imam Ansary	68,689	68,689	-	
264	Satnam Singh	90,358	90,358	-	
265	Dilip Kalandi	1,11,000	1,11,000	-	
266	Jaspal Singh	1,06,522	1,06,522	-	
267	Sunil Kumar Parsad	3,56,450	3,56,450	-	






268	Devendra Kumar	1,80,280	1,80,280		-
269	Gurnam Singh	1,60,291	1,60,291		-
270	Prakash Kumar	1,61,955	1,61,955		-
271	Prashant Kumar	4,05,184	4,05,184		-
272	Vivek Raj	39,635	39,635		-
273	Arvind Kumar	87,311	87,311		-
274	Sagar S. Lalsange	65,931	65,931		-
275	Veerabhadrapa B. Kelaginamani	70,715	70,715		-
276	Prakash Danammanavar	90,035	90,035		-
277	Prakasha H Nagathan	4,50,544	4,50,544		-
278	Vithal Rotti	77,418	77,418		-
279	Pralhad Arvindrao Ankalgi	3,12,021	3,12,021		-
280	Rajesh Kololli	89,306	89,306		-
281	Basavaraj Neeralagi	1,11,077	1,11,077		-
282	Deepak Satpathy	2,56,714	2,56,714		-
283	Bijoy Narayan Bala	12,72,146	12,72,146		-
284	K. Venkatagiri	4,63,370	4,63,370		-
285	Bhupen Das	2,77,511	2,77,511		-
286	Vikash Rajwar	86,663	86,663		-
287	Harpal Singh	1,15,515	1,15,515		-
288	Ravikant Shah	58,819	58,819		-
289	Ayodhya Das	1,23,863	1,23,863		-
290	Madhavanand Sharma	1,06,060	1,06,060		-
291	Rakesh Kumar Sharma	94,756	94,756		-
292	Satyajit Behera	1,15,562	1,15,562		-
293	Debanand Prasad Gupta	95,868	95,868		-
294	Karuna Nidhi Sardar	1,07,433	1,07,433		-
295	Subhashish Mandal	77,056	77,056		-
296	Amar Kavi	80,079	80,079		-
297	Naboutpal Banerjee	1,13,455	1,13,455		-
298	Suman Mishra	1,05,808	1,05,808		-
299	Manoj Kumar	1,58,022	1,58,022		-
	Ravindra Singh	3,70,079	3,70,079		-





301	Darshan Singh	77,735	77,735	-
302	Dayanidhi Nayak	84,020	84,020	-
303	Sandeep Kumar	65,544	65,544	-
304	Vidya Bhushan Bibhu	1,15,865	1,15,865	-
305	Pramod Kumar Singh	8,25,725	8,25,725	-
306	Umesh Kr. Mahato	92,454	92,454	-
307	Deonandan Sharma	95,419	95,419	-
308	Raj Kumar	2,65,954	2,65,954	-
309	Jaspal Singh Bhamra	1,03,040	1,03,040	-
310	Bimalendra Kumar Karn	1,20,610	1,20,610	-
311	Indradeo Prasad Yadav	1,47,048	1,47,048	-
312	Pintu Kumar	80,978	80,978	-
313	Awtar Singh	1,79,304	1,79,304	-
314	Manoj Kumar Singh	1,35,233	1,35,233	-
315	Harjinder Singh	1,31,491	1,31,491	-
316	Anteshwar Singh	1,47,703	1,47,703	-
317	Rupai Laha Das	1,03,133	1,03,133	-
318	Birendra Prasad Singh	17,964	17,964	-
319	Deep Prakash	1,21,395	1,21,395	-
320	Kaushal Kishore	1,17,429	1,17,429	-
321	Jaspal Singh	1,89,860	1,89,860	-
322	Dilip Kumar Patel	2,47,581	2,47,581	-
323	Jitendra Kumar Singh	1,07,729	1,07,729	-
324	Prabhat Prasad Singh	1,35,298	1,35,298	-
325	Bijendra Tiwary	1,37,449	1,37,449	-
326	Jay Kumar Palit	1,46,310	1,46,310	-
327	Tej Bahadur Giri	1,18,336	1,18,336	-
328	Santosh Kr. Singh	1,22,604	1,22,604	-
329	Sushanto Paul	1,58,437	1,58,437	-
330	Prem Shankar Pandey	1,23,631	1,23,631	-
331	Abinash Kumar Shukla	1,07,688	1,07,688	-
332	Santosh Singh	2,07,795	2,07,795	-
	Rajendra Nath Paul	71,917	71,917	-





17

334	Ghasiram Hansda	1,06,242	1,06,242	-
335	Ranjit Patro	1,58,878	1,58,878	-
336	P. C. Hazra	2,95,847	2,95,847	-
337	Pradeep Kumar Sahu	3,05,514	3,05,514	-
338	Suman Kumar Ray	2,47,140	2,47,140	-
339	Sidnartha Hazra	93,770	93,770	-
340	Subhrajit Chakrabarty	97,510	97,510	-
341	Mrityunjay Kumar	67,369	67,369	-
342	Rupesh Kr. Singh	27,664	27,664	-
343	Rajesh Kumar Gupta	1,93,406	1,93,406	-
344	Dinesh Kumar Jyotishi	1,11,670	1,11,670	-
345	Priti Chandan Pattnaik	1,06,640	1,06,640	-
346	Amit Kumar	72,612	72,612	-
347	Manoj Kumar Mahato	87,741	87,741	-
348	Dilip Kumar Nayak	1,10,336	1,10,336	-
349	Dharmendra Kumar Upadhyay	45,833	45,833	-
350	Varyam Singh	98,907	98,907	-
351	Senapati Challan	17,317	17,317	-
352	Kashi Nath Singh	1,68,291	1,68,291	-
353	Bivakor Ghosh	1,43,294	1,43,294	-
354	Jai Prakash Prajapati	46,015	46,015	-
355	Mithilesh Kumar	1,23,554	1,23,554	-
356	Santosh Kumar Sant	2,99,934	2,99,934	-
357	Abhijeet Kumar	61,162	61,162	-
358	Sanjeev Kumar	1,15,055	1,15,055	-
359	Firdosh Alam	1,22,511	1,22,511	-
360	Manmatha Kumar Naik	1,42,495	1,42,495	-
361	Debjyoti Sarkar	1,10,733	1,10,733	-
362	Akhilesh Kumar Singh	97,260	97,260	-
363	Pratap Kumar Mahato	95,788	95,788	-
364	Debasish Routray	1,82,754	1,82,754	-
365	Chandra Shekhar Mahakund	2,24,210	2,24,210	-
366	Santosh Munda	93,460	93,460	-





367	Ravi Ranjan Kumar	88,402	88,402		
368	Garib Nath Paswan	86,844	86,844		
369	Kumud Kumar Mishra	8,38,861	8,38,861		
370	Sanat Kumar Acharya	14,97,057	14,97,057		
371	Bhim Mahato	64,629	64,629		
372	Sunil Kumar	5,92,216	5,92,216		
373	Angad Kumar Singh	1,84,787	1,84,787		
374	Naresh Kumar Singh	1,31,827	1,31,827		
375	Baldeo Singh	2,31,660	2,31,660		
376	Kamlesh Kr. Mishra	92,988	92,988		
377	Dhani Ram Mahato	1,61,296	1,61,296		
378	Subir Sarkar	1,46,293	1,46,293		
379	Yogesh Kumar	18,46,671	18,46,671		
380	Chandra Bhushan Singh	4,79,511	4,79,511		
381	Sukhmeet Singh	6,70,078	6,70,078		
382	Ashish Srivastava	1,04,133	1,04,133		
383	Vishal Dhoke	1,27,422	1,27,422		
384	Chandan Sharma	1,47,788	1,47,788		
385	Sushil Kumar Lakhua	58,179	58,179		
386	Amarnath Paswan	47,009	47,009		
387	Sanju Sharma	2,08,705	2,08,705		
388	Sajal Banerjee	93,238	93,238		
389	Anil Singh	1,70,883	1,70,883		
390	Rakesh Prasad Chourasia	1,61,237	1,61,237		
391	Ajay Kumar	1,30,456	1,30,456		
392	Karanpal Singh Bhullar	41,143	41,143		
393	Sudha Singh	1,46,071	1,46,071		
394	Dhirendra Rawat	17,74,425	17,74,425		
395	Yadav Chandra Mahato	7,60,554	7,60,554		
396	Sandeep Singh	16,66,172	16,66,172		
397	C. Ganapati	1,93,929	1,93,929		
398	Vazir Singh	2,21,921	2,21,921		
	Ranjeeta Prasad	2,68,028	2,68,028		





400	Mona Bahadur	11,36,649	11,36,649			-
401	Monami Roy	1,13,157	1,13,157			-
402	Rahul Kumar Mishra	5,02,552	5,02,552			-
403	Pankaj Kumar,	2,90,357	2,90,357			-
404	Ashish Kumar Thakur	81,005	81,005			-
405	Raghubir Singh	89,462	89,462			-
406	Lal Babu Pandey	1,14,598	1,14,598			-
407	Pravin Kumar	1,07,137	1,07,137			-
408	Debananda Jha	19,04,813	19,04,813			-
409	Rashmirekha Das	81,808	81,808			-
410	Abhay Kumar Sinha	14,32,005	14,32,005			-
411	Chandrakant Sinha	10,18,719	10,18,719			-
412	Gurpreet Singh Nagi	4,27,778	4,27,778			-
413	K. M. M. Choudhary	5,01,900	5,01,900			-
414	Anshu Kumar Singh	4,33,522	4,33,522			-
415	Awtar Singh	1,58,254	1,58,254			-
416	Bikramjit Sahoo	3,24,937	3,24,937			-
417	Ashish Kumar	73,415	73,415			-
418	Umashankar Sharma	1,21,099	1,21,099			-
419	Bimal Kumar Pandey	1,10,338	1,10,338			-
420	Thakur Raja Babu	91,524	91,524			-
421	Rashmi Ranjan Behra	1,28,840	1,28,840			-
422	Neeraj Kumar	3,03,586	3,03,586			-
423	Chinmay Panda	1,80,278	1,80,278			-
424	B Santosh Kumar	1,637	0	1,637		-
425	Neelkantha Pati	8,84,334	8,84,334			-
426	Sanjay Tiku	52,03,979	52,03,979			-
427	Shyam Nandan Shukla	25,55,823	25,55,823			-
428	Rajiv Ranjan	9,67,032	9,67,032			-
429	Nikky Kumari	89,058	89,058			-
430	Vishal Kumar	550	550			-
431	D. Ravi	0	0			-
432	Ratan Laha	4,54,027	4,54,027			-





20


433	Deepak Paul	1,18,535	1,18,535		
434	Manoranjan Kumar	24,290	24,290		
435	Deepak Kumar Mandal	46,189	46,189		
436	Abhishek Larokar	28,018	28,018		
437	Suraj Kumar Burman	35,007	35,007		
438	Alok Ranjan	26,654	26,654		
439	Subham Kumar	28,791	28,791		
	Total	9,40,64,803	9,26,67,902	13,96,901	0

IV. Operational Creditors (Workmen):

(Amount in INR)

Sr no	Name of authorised representative, if any	Name of workman	Details of claim received	Details of claim admitted	Amount of claim rejected	Amount of claim under verification
1	NA	Uma Shanakar Singh	6,704	6,704	-	-
2	Abhay Kumar Sinha	Arbind Kumar Singh	122,885	122,885	-	-
3		Rahul Kumar	84,889	84,889	-	-
4		Anil Kumar	88,853	88,853	-	-
5		Manoj Kumar	96,366	96,366	-	-
6		Samaresh Kumar	104,964	104,964	-	-
7		Sachidanand Singh	150,168	150,168	-	-
8		Randheer Kumar Paswan	81,628	81,628	-	-
9		Satyendra Pandey	116,933	116,933	-	-
10		Manoj Kumar Sharma	121,091	121,091	-	-
11		Naresh Kumar	120,481	120,481	-	-
12		Alok Kumar Pandey	115,190	115,190	-	-
13		L. Devender	104,563	104,563	-	-
14		Rajnish Kumar	97,631	97,631	-	-
15		Tripurari Thakur	120,456	120,456	-	-
16		Vijayendra Singh	62,160	62,160	-	-
17		Madhusudan Mahato	18,791	18,791	-	-
18		Ghasiram Mahato	191,475	176,485	14,990	-
19		Dhananjay Mahato	154,487	154,487	-	-
20		Inderjeet Singh	94,856	94,856	-	-
21		Santosh Kumar	115,402	115,402	-	-
22		Brahmdev Mahato	46,311	46,311	-	-
23		Rajesh Sharma	151,820	151,820	-	-
24		Rajesh Kumar	118,657	118,657	-	-
25		Lal Mohan Marandi	112,646	112,646	-	-
26		Surendra Kumar Singh	151,468	151,468	-	-
27		Rajiv Pd. Sinha	113,753	113,753	-	-
28		Suresh Kumar	116,343	116,343	-	-
29		Nishith Kumar	91,067	91,067	-	-
30		Kishore Singh	99,057	99,057	-	-
31		Amlon Kumar	84,268	84,268	-	-
32		Seeta Ram	113,017	113,017	-	-
33		Harpal Singh	132,396	132,396	-	-
34		Harendra Tiwary	101,338	101,338	-	-
35		Ajit Pal Singh	134,992	134,992	-	-
36		Awatar Singh	106,614	106,614	-	-
37		Ramji Pandey	104,756	104,756	-	-
38		Madhusudan Mandal	125,192	125,192	-	-
39		Shiv Shankar Ram	131,750	131,750	-	-





21

40	Jitender Singh	161,578	161,578	-	-
41	Ashok Pramanik	107,263	107,263	-	-
42	Gurmeet Singh	86,169	86,169	-	-
43	Rateev Ranjan	97,310	97,310	-	-
44	Vijay Kumar Giri	171,556	171,556	-	-
45	Satnam Singh	114,330	114,330	-	-
46	Vinod Kumar	203,249	203,249	-	-
47	Harbhajan Singh	99,460	99,460	-	-
48	Satish Dubey	114,023	114,023	-	-
49	Jasraj Singh	89,632	89,632	-	-
50	K. Tulsı Rao	69,430	69,430	-	-
51	Pradeep Kr. Singh	121,092	121,092	-	-
52	Gajendra Mishra	96,527	96,527	-	-
53	Sushanto Kumar Maity	24,470	24,470	-	-
54	Dhirendra Kr. Mishra	104,050	104,050	-	-
55	Ashwini Kumar	106,931	106,931	-	-
56	Ranjeet Kumar	77,739	77,739	-	-
57	Binod Kr. Singh	103,391	103,391	-	-
58	Sanjib Patra	106,410	106,410	-	-
59	Narendra Singh	109,976	109,976	-	-
60	Baldeo Singh	96,444	96,444	-	-
61	Pramod Kumar Ray	109,955	109,955	-	-
62	Gulshan Kumar	120,127	120,127	-	-
63	Ranveer Singh	81,786	81,786	-	-
64	Ranjeet Kr. Lal	94,193	94,193	-	-
65	Harpreet Singh	86,901	86,901	-	-
66	Dattar Singh	179,402	179,402	-	-
67	Damodar Mallick	102,735	102,735	-	-
68	Santanu Chowdhary	76,714	76,714	-	-
69	Jujhar Murmu	70,343	70,343	-	-
70	Kaushalendra Kumar Singh	93,068	93,068	-	-
71	Vidya Kant Ojha	140,213	140,213	-	-
72	Balvinder Singh	80,548	80,548	-	-
73	Dharam Singh	129,276	129,276	-	-
74	Rabindra Kumar Ojha	133,079	133,079	-	-
75	Daljit Singh	96,810	96,810	-	-
76	Nand Kishore Choudhary	75,323	75,323	-	-
77	Arvind Kumar	114,130	114,130	-	-
78	Umesh Kumar	102,799	102,799	-	-
79	Bhuvneshwar Das	75,590	75,590	-	-
80	Karna Ray	90,182	90,182	-	-
81	Khurasindhu Chhatria	98,007	98,007	-	-
82	Rajesh Kumar Mohanta	101,400	101,400	-	-
83	Bhuban Mohan	61,910	61,910	-	-
84	Trinath Shankar Naik	86,904	86,904	-	-
85	Prasad Kumar Hembram	105,122	105,122	-	-
86	Sipol Mukhi	99,390	99,390	-	-
87	Babulal Nag	92,549	92,549	-	-
88	Basta Murmu	112,957	112,957	-	-
89	Upendra Kr. Singh	116,844	116,844	-	-
90	Sujit Kumar Mahato	99,306	99,306	-	-
91	Aiban Birua	83,001	83,001	-	-
92	Sanjay Kumar Mahato	138,183	138,183	-	-
93	Iranna Varagannavar	70,403	70,403	-	-
94	Irayya Hiremath	74,833	74,833	-	-
95	Shuku Singh Sardar	69,324	69,324	-	-
96	Shambhu Singh Munda	80,699	80,699	-	-
97	Bharti Devi	59,130	59,130	-	-
98	Joy Singh Sardar	74,907	74,907	-	-





22

99	Bhagirath Pd Singh	95,240	95,240	-	-
		1,02,39,732	1,02,24,742	14,990	-

V. **Operational Creditors (other than Workmen, Employees and Government Dues):**

(Amount in INR)


SN	Name of creditor	Amount claimed	Amount of claim admitted	Amount of claim rejected	Amount of claim under verification
1	Aarti Steels Ltd	3,56,523	3,56,523	-	-
2	Abhishekh Traders	1,13,246	1,13,246	-	-
3	Jayaswal Neco Industries Limited	59,08,956	9,27,340	49,52,625	28,991
4	Abi Testing	3,93,335	3,93,335	-	-
5	Able Graphics Pvt. Ltd.	4,52,972	4,52,972	-	-
6	Adhir Enterprises	7,95,795	7,95,795	-	-
7	Barohi Jha	28,02,133	71,818	2,730,315	-
8	Aec Rsd Hescom	47,91,576	47,91,576	-	-
9	Hi-Tech Toolings	14,29,228	0	1,429,228	-
10	Allahabad Silica Sand	8,48,925	7,99,563	49,362	-
11	Amar Enterprises	21,49,415	21,49,415	-	-
12	Ammonia Supply Company	1,27,248	16,328	110,920	-
13	Anand Das	1,78,866	1,78,866	-	-
14	Anand Traders	81,993	81,993	-	-
15	Anand Utilities Pvt. Ltd.	1,28,486	1,28,486	-	-
16	Anish Kumar	33,24,653	33,24,653	-	-
17	Ankit Mazumdar	76,350	76,350	-	-
18	Apg Automation Pvt. Ltd	7,878	7,878	-	-
19	Archana Enterprises	89,936	89,936	-	-
20	Kalipado Singh Sardar	10,11,694	6,66,870	344,825	-
21	Arun Kumar Singh	53,556	53,556	-	-
22	Badri Prasad Amar Nath	31,27,398	29,67,144	160,254	-
23	Arun Kumar Singh & Brothers	93,76,529	92,40,479	136,050	-
24	Ashapura International Limited	3,92,430	3,27,212	24,225	40,994
25	Maha Laxmi Enterprise	13,28,600	12,15,500	113,100	-
26	Ashok Kumar Singh	10,67,287	10,16,276	51,011	-
27	Asian Traders	34,46,571	34,46,571	-	-





28	Balvinder Singh	2,26,077	1,16,520	109,557	-
29	Atharva Enterprises	2,166	2,166	-	-
30	Atop Products Private Limited	15,40,090	10,46,450	115,769	3,77,871
31	Ssr Traders & Carriers	3,96,213	2,87,961	108,252	-
32	B S Enterprises	1,92,122	1,91,253	869	-
33	B. S Engineering	68,51,587	68,47,361	4,226	-
34	B.K Enterprises	21,764	21,764	-	-
35	Baba Enterprises	5,06,791	5,06,791	-	-
36	Chinmoy Koley	11,57,635	10,13,827	143,808	-
37	Steel City Compto Aids Pvt. Ltd	2,61,482	1,58,153	103,329	-
38	Raj Kumar	2,25,973	67,709	158,264	-
39	Balwinder Singh	18,24,826	18,24,826	-	-
40	Techno Wiz	3,05,054	2,14,626	90,428	-
41	Bandana Printer	1,06,018	1,06,018	-	-
42	Bandhan Protection And Intelligence Services Pvt Ltd	63,179	63,179	-	-
43	O. P. Construction	28,64,091	27,73,796	90,295	-
44	Bdr Enterprises	13,73,031	13,73,031	-	-
45	Bearing Mart	17,500	17,500	-	-
46	Bhagirathi Transport Services	4,12,201	4,12,201	-	-
47	Bhanu Enterprises	7,63,282	4,85,815	9,823	2,67,644
48	Bharath Swift Logistics Pvt Ltd	3,20,973	1,45,383	175,590	-
49	Bharoti Industrial Suppliers	1,36,043	1,35,808	236	-
50	Bhartia Non Conventional Products	31,34,205	20,97,199	-	10,37,007
51	Bhartia Petro	4,85,659	3,35,364	11,224	1,39,071
52	Bijay Singh Sardar	3,81,627	3,81,627	-	-
53	Binod Kumar Rai	1,86,130	1,81,639	4,491	-
54	Brendra Kumar Shukla	1,59,797	1,59,797	-	-
55	Bluedart Express Ltd.	25,178	25,178	-	-
56	Bluewin Facility Services	10,325	10,153	172	-
57	C B Management Services (P) Ltd	1,82,444	1,82,444	-	-
58	Calcutta Compressions And Liquefaction Engineering Limited	3,99,592	2,89,013	29,578	81,000
59	Caprixa Control	1,82,513	1,82,513	-	-
60	Carl Zeiss India (Bangalore) Pvt. Ltd.	1,59,101	1,59,101	-	-





61	Ceramics India	69,35,494	67,01,854	-	2,33,640
62	Chandra Enterprises	18,36,885	18,36,885	-	-
63	Abhijaat Singh Associates	4,29,132	3,59,132	70,000	-
64	G4S Secure Solutions (India) Pvt Ltd	36,86,694	36,17,657	69,037	-
65	Choudhary Enterprises	3,34,356	3,34,356	-	-
66	Cnc Ballscrews & Bearing Co. Pvt. Ltd	99,939	98,245	1,694	-
67	Reliable Roadwings Private Limited	66,459	0	66,459	-
68	Control Scientific Works	10,030	10,030	-	-
69	Deep Marketing	8,12,861	8,12,861	-	-
70	Deepak Pramanik	18,83,743	17,69,514	114,229	-
71	Del Star Enterprises	57,207	57,207	-	-
72	Del Star Services	71,488	70,772	716	-
73	Dhiraj Kumar Vasist	10,17,605	3,84,580	6,33,025	-
74	Manpreet Enterprise	35,90,510	35,24,877	65,633	-
75	Dmg Mori India Pvt. Ltd	3,75,045	3,69,578	5,467	-
76	Dtr Corporation	10,03,306	9,98,533	4,773	-
77	Rax Hydraulics Private Limited	63,389	-	63,389	-
78	Nikhil Hardware & Tools Co.	89,377	27,003	62,374	-
79	Ecopaek Services Private Limited	50,044	44,168	5,876	-
80	Effective Marketing Pvt. Ltd.	4,39,431	4,39,431	-	-
81	Elements Corporation	61,147	61,147	-	-
82	Emc Solutions	20,060	20,060	-	-
83	Engineers International	2,16,329	-	216,329	-
84	Foseco India Limited	3,74,859	3,74,859	-	-
85	Singhbhum Machinometal Pvt Ltd	1,09,763	47,989	61,774	-
86	G. S Engineering	90,943	90,943	-	-
87	Shashi Kant	8,34,776	7,79,171	55,605	-
88	Galaxy Enterprises	71,135	71,135	0	-
89	Gamaria Gas Service	50,645	50,641	4	-
90	Baker Gauges India Pvt. Ltd.	1,76,029	1,21,832	54,197	-
91	Ganpati Enterprises	2,69,919	2,34,959	34,960	-
92	Gargi Hüttenes-Albertus Private Limited	7,37,231	7,07,826	29,405	-
93	Genau Extrusions Pvt Ltd	8,11,394	8,11,393	1	-





94	Ghosh Enterprise	1,51,259	1,46,487	4,773	-
95	Global Technology	6,01,597	6,01,597	-	-
96	Glory Electric Concern	2,93,903	2,61,699	32,203	-
97	Goutam Machine Tools	1,71,714	1,16,023	25,829	29,862
98	Goyal Enterprises	6,20,543	6,20,543	-	-
99	Goyal Industries	2,89,705	2,24,800	-	64,905
100	Gp Petroleum Ltd.	25,21,944	21,14,512	36,091	3,71,341
101	Gr Polynes	84,636	84,635	1	-
102	Grand Polycoats Co. Pvt. Ltd.	12,503	10,667	1,836	-
103	Grewal Lifters	64,524	63,974	550	-
104	Gs Enterprise	1,657	1,657	-	-
105	Guria Enterprises	1,86,111	1,86,111	-	-
106	Hardcastle Petrofer Pvt Ltd	8,63,328	6,81,249	-	1,82,079
107	Hari Om Enterprises	1,04,260	71,791	32,469	-
108	Harishchandra Pradhan	1,27,159	1,27,159	-	-
109	Heat Tech Engineers	9,329	7,906	-	1,423
110	Hi Tech Services	4,42,923	4,42,923	-	-
111	Hindustan Polypacks	64,421	64,421	-	-
112	Hira Electricals	2,23,333	2,22,701	632	-
113	Hi-Tech Marketing	2,18,443	1,91,062	27,381	-
114	Micro Electricals	1,80,598	1,26,697	53,901	-
115	Hi-Tech Tools & Fixture	47,75,795	46,61,438	114,357	-
116	Aryan Enterprises	5,53,447	5,06,596	46,851	-
117	Hydro Chemtech Private Limited	53,710	53,710	-	-
118	Ibp Enterprises	47,683	47,683	-	-
119	Incos India	51,140	51,140	-	-
120	India Industrial Enterprises	54,516	54,516	-	-
121	Indian Forging & Stamping Co. (P) Ltd.	6,67,054	6,67,054	-	-
122	Indramn Rajbhar	5,37,772	3,48,555	189,217	-
123	Indus Marketing	23,540	23,540	-	-
124	Industrial Protection Force	3,73,028	3,69,886	3,142	-
125	Informatrix	57,073	57,073	-	-
126	Instac Pneumatics & Services	12,661	12,661	-	-
127	Itl Industries Ltd.	5,84,078	2,83,515	35,520	2,65,043






26


128	J P Steel Udhog	9,47,039	9,47,039	-	-
129	Ganesh Enterprises	67,543	23,234	44,309	-
130	Jai Bharat Plywood Industries	13,85,763	8,20,683	5,65,080	-
131	Choudhary & Son'S	22,38,498	21,98,917	39,581	-
132	Jalpa Enterprises	4,82,033	4,82,033	-	-
133	Jasbir Singh	9,50,559	9,50,559	-	-
134	Durga Enterprises	96,341	69,071	27,270	-
135	Jharkhand Bijli Vitran Nigam Limited	72,68,041	72,68,041	-	-
136	Jinendra Industrial Products	17,936	17,936	-	-
137	Jinendra Industrial Products	17,936	17,936	-	-
138	Jkay Enterprises	2,37,341	1,94,996	-	42,345
139	Isd Global Steels	1,63,525	1,63,525	-	-
140	K & Akash Enterprise	3,29,488	3,19,203	10,285	-
141	K G Sales Corporation	6,02,163	5,00,266	101,897	-
142	K.S. Enterprises	1,42,683	1,42,683	0	-
143	Nafdist Pvt. Ltd.	72,147	45,226	26,922	-
144	Nishant Travels	2,23,785	1,98,865	24,920	-
145	Kanchan Engg Work	5,10,853	5,10,853	-	-
146	Karmakar Electrical Works	1,09,196	1,09,196	-	-
147	Ashiana Fuel And Service Centre	36,994	12,511	24,483	-
148	Kemi Diesel Equipments	3,90,183	3,66,406	23,777	-
149	Kumar'S	5,42,094	5,18,599	23,495	-
150	Kumud Ranjan Kumar	5,01,949	4,81,068	20,881	-
151	M K Contractors	88,471	88,471	-	-
152	M.K. Engineering Works	1,94,844	1,94,844	-	-
153	Fine testing machines sales & services	1,100	1,100	-	-
154	Maa Enterprise	2,86,692	2,86,692	-	-
155	Maa Sharda Endeavor Pvt Ltd	57,93,818	32,55,907	-	25,37,911
156	Maa Tara Auto	2,13,931	2,05,475	8,456	-
157	Maa Tarini Tech	7,00,334	6,22,679	77,655	-
158	Mack Engineers	16,034	16,034	-	-
159	Magnathern Alloys Pvt Ltd	3,61,107	3,61,107	-	-
160	Mahesh Chandra Yadav	31,01,267	31,00,836	431	-





161	Tools And Hardware Centre	1,17,648	95,086	22,562	-
162	Pursales	1,08,619	88,323	20,296	-
163	Mahindra Sanyo Special Steel Pvt.Ltd.	1,77,285	1,77,285	-	-
164	Sri Krishna Sales	49,038	31,475	17,563	-
165	Malleshi Light Decorators	11,30,145	10,55,500	74,645	-
166	Manorama Enterprises	43,70,377	23,91,860	16,15,694	3,62,823
167	Foundry Craft	4,50,271	4,19,469	30,802	-
168	Manu Kumar Sahi	23,02,638	23,02,638	-	-
169	Md Alam Enterprise	90,554	56,864	33,690	-
170	Md Moqueem Uddin	17,933	17,933	-	-
171	Meena Enterprises	1,18,019	1,18,019	-	-
172	Mehta Tools	21,86,595	21,86,595	-	-
173	Metcut Toolings Pvt Ltd	3,08,659	3,03,788	4,872	-
174	Kamla Kanta Das	48,821	32,762	16,059	-
175	Modi & Company	2,23,705	2,23,705	-	-
176	Modi Sales Agency	68,970	68,970	-	-
177	Mohan Ram Goenka	16,500	16,500	-	-
178	Mr & Associates	5,310	5,310	-	-
179	Mritunjay Kumar Ray	48,624	48,624	-	-
180	Msk Industries & Products Pvt. Ltd.	59,266	59,266	-	-
181	J.K. Associates	80,63,117	80,47,468	15,649	-
182	Multitech Technofab Pvt Ltd	2,69,179	75,089	1,94,090	-
183	N.S.C Engineering Works	51,407	51,407	-	-
184	Nabila Enterprise	3,19,492	3,19,492	-	-
185	Sanatan Singh Sardar	3,98,723	3,73,301	25,422	-
186	Narendra Forge	27,68,929	27,68,929	-	-
187	National Gas Agencies	2,08,331	2,03,003	5,328	-
188	Navya Enterprises	40,036	40,036	-	-
189	Neetu Kumari	19,760	19,760	-	-
190	New Singh Entp	30,24,907	30,24,907	-	-
191	Alcalab Private Limited	2,55,784	2,40,160	15,624	-
192	Jalaram Hardware Stores	16,00,437	15,86,510	13,927	-
193	Reliance Enterprises	4,50,984	4,38,458	12,526	-






28

194	Oerlikon Balzers Coating India Pvt. Limited	3,35,157	3,35,157	-	-
195	Om Enterprises	1,32,884	1,24,816	8,068	-
196	Omega Automotive Pvt Ltd	14,45,903	14,45,903	-	-
197	Omega Furnaces Pvt Ltd	5,130	5,130	-	-
198	Omkara Traders	9,49,964	9,49,964	-	-
199	Onetec Automation Pvt. Ltd	17,898	17,898	-	-
200	P K Pandit	83,266	68,208	15,058	-
201	P.K. Singh & Associates	41,300	41,300	-	-
202	P.S Enterprises	17,05,083	17,05,083	-	-
203	Packway	1,77,508	1,77,507	0	-
204	Parneswar Steel Industries	12,21,105	4,89,345	2,73,843	4,57,917
205	Pawan Auto Private Limited	15,52,743	13,75,971	22,772	1,54,000
206	Perfect Electricals	2,48,730	2,48,730	-	-
207	Mahadev Enterprise	16,696	4,515	12,181	-
208	Prakash Nand Dubey	1,40,372	1,39,952	420	-
209	Precision Engineering Tools Corporation	18,821	18,821	-	-
210	Prime Technologies	1,50,023	0	150,023	-
211	Proline Engineers	20,595	16,520	-	4,075
212	Viresh Engg & Consultants	3,53,348	3,41,568	11,781	-
213	Quaker Chemical India Pvt Ltd	52,22,019	52,22,019	-	-
214	Advanced Machine Tools Pvt. Ltd.	11,60,161	11,50,083	10,078	-
215	Quality Tool Enterprises	4,26,282	4,26,282	-	-
216	R K Engineering Works	5,50,441	5,50,441	-	-
217	R T Enterprises	38,082	32,273	-	5,809
218	Raj Auto & Engg. Industry	6,57,557	6,20,167	37,390	-
219	Mak Travels	3,65,786	3,56,517	9,269	-
220	Raj Welds & Tools	8,02,556	8,02,556	-	-
221	Raja Enterprises	4,25,556	4,23,755	1,802	-
222	Rajesh Kumar Singh	3,91,060	3,69,243	21,817	-
223	Rajesh Metal Mfg Co	1,29,777	1,05,613	24,164	-
224	Rajesh Mishra	1,97,727	1,93,775	3,952	-
225	Ram Saith Yadav	2,94,817	2,94,817	-	-
226	Ranjit Singh	69,470	66,716	2,754	-





227	V V Enterprises	4,41,666	4,32,926	8,740	-
228	E Electrika	1,80,529	1,71,926	8,603	-
229	Realness Foundry Solutions Pvt Ltd	28,226	28,226	-	-
230	Relation Advertising	1,56,933	1,56,933	-	-
231	Subrata Kumar Shaw	5,80,913	5,72,957	7,956	-
232	Superchem Industrade	4,18,580	4,11,423	7,157	-
233	Rn Mahato	64,913	64,913	-	-
234	Rustoppers Packtech Pvt. Ltd.	20,650	20,650	-	-
235	S D Enterprises	5,93,489	5,93,489	-	-
236	S Khurana & Associates	47,200	47,200	-	-
237	Veekay Coating Private Limited	2,05,597	1,99,184	6,413	-
238	S P Enterprises	1,19,695	1,19,695	-	-
239	S S Enterprises	4,53,169	4,53,169	-	-
240	S. C. Bosc	18,31,652	18,31,652	-	-
241	Valji And Brothers	18,302	4,007	14,295	-
242	S. K Enterprises	70,744	70,744	-	-
243	Safe & Secure Logistics Pvt.Ltd.	71,663	71,663	-	-
244	Sahara Enterprises	77,880	77,880	-	-
245	Salts And Chernicals Pvt Ltd	78,148	78,148	-	-
246	Samir Kumar Ghosh	1,74,483	1,74,483	-	-
247	Samvardhana Motherson Innovative Solutions Ltd (Unit I)	46,518	46,518	-	-
248	Samvardhana Motherson Innovative Solutions Ltd (Unit li)	1,19,323	1,19,323	-	-
249	Arihant Corporation	1,18,357	1,12,881	5,476	-
250	Raju Bahadur	6,12,864	6,07,650	5,214	-
251	Sandeep Engineering Works	1,03,547	92,453	-	11,094
252	Sandhya Rai	3,69,122	3,69,122	-	-
253	Sanjay Kumar Yadav	3,12,567	3,12,567	-	-
254	Sap India Private Limited	25,13,650	25,13,650	-	-
255	Satyam Enterprises	13,99,043	13,64,968	34,075	-
256	Sd Industrial Products	60,482	60,482	-	-
257	Shakuntala Enterprises	57,780	57,780	-	-
258	Shambhu Sharan	11,33,994	11,33,994	-	-





30

259	Sukhwinder Singh	3,64,026	3,59,336	4,690	-
260	Sharp Edge Enterprise	2,53,987	1,77,306	76,681	-
261	S. D. Engineering	12,380	8,613	3,767	-
262	Dina Nath Yadav	2,36,861	2,33,577	3,284	-
263	Shiva Enterprises	4,17,843	4,17,843	-	-
264	Shiva Light Decorators	11,30,145	7,55,500	3,74,645	-
265	Shiv-Raj Calibration And Technical Services	2,87,262	2,87,262	-	-
266	Shree Amba Trading Company	5,24,978	5,24,978	-	-
267	S M Enterprises	4,05,426	4,02,454	2,972	-
268	Shree Hari Priya Bharatgas	1,03,736	-	1,03,736	0
269	Shree Ram Transport Corporation	1,07,908	1,04,384	3,524	-
270	Shri Laxmi Venkateshwara Enterprises	52,628	52,628	-	-
271	Shanti Enterprises	47,33,632	47,30,693	2,939	-
272	Shubhkamna Enterprises	8,49,623	7,84,894	64,729	-
273	Siddhi Vinayak Steels	1,23,605	1,23,605	-	-
274	Mukesh & Yogendra Enterprises	4,93,966	4,91,096	2,870	-
275	Ask Chemicals India Pvt. Ltd.	2,90,266	2,88,002	2,264	-
276	Singhdeo Enterprises	13,28,169	13,27,636	533	-
277	Sis Limited (Dharwad)	11,63,258	11,63,258	-	-
278	Sis Limited (Jamshedpur)	55,26,879	55,26,879	-	-
279	Size Masters Guages & Tools	4,21,698	2,43,044	4,659	1,73,995
280	Skb Exports	2,37,552	2,37,309	243	-
281	Smart Database Solutions Pvt. Ltd	67,120	64,380	2,740	-
282	Sr Engineering	1,90,685	1,90,685	-	-
283	Sri Krishna Traders	1,41,753	1,41,753	-	-
284	Sri Laxmi Plastic	1,69,630	1,69,630	-	-
285	Sri Pado Mahato	32,603	32,603	-	-
286	Sri Sai Maintenances	7,524	-	7,524	0
287	Srinath Appanna Gurav	48,985	-	48,985	0
288	Srs Metallurgical & Services	36,580	36,580	-	-
289	Quality Austria Central Asia Private Limited	1,33,576	1,31,312	2,264	-
290	Ss Hydraulics	37,047	35,273	1,774	-
291	Kishore Engineering	1,51,443	1,49,759	1,684	-
292	Shubham Enterprise	9,99,044	9,97,815	1,229	-





293	Subedar Engineering Works	25,876	25,876	-	-
294	Ratan Singh	3,09,269	3,08,151	1,118	-
295	Shiv Welding Co	2,38,839	2,37,827	1,012	-
296	Sukol Hembrom	93,380	93,380	-	-
297	Suman Raj	3,26,725	3,26,725	-	-
298	Suman Sharma	1,95,856	1,95,856	-	-
299	Sunder Trading Company	20,35,788	7,67,397	12,68,391	-
300	Sunilkumar Printing Press	25,592	21,688	-	3,904
301	Construction Solution	37,402	36,653	749	-
302	Supreme Petro Chemicals	51,61,365	51,61,364	1	-
303	Suyash Solutions Pvt Ltd	47,200	47,200	-	-
304	Systems & Controls	1,83,195	1,83,195	-	-
305	Tarama Engineering	28,816	19,470	-	9,346
306	Tarun Tools Pvt. Ltd	35,66,250	35,66,250	-	-
307	Tata Steel Long Products Limited	7,90,760	7,90,760	-	-
308	Tata Steel Utilities And Infrastructure Utilities Services Limited	55,99,930	55,99,930	-	-
309	Techno Stamping And Pressing Industries	82,357	82,357	-	-
310	Sidheshwar Yadav	47,568	46,890	678	-
311	Thakur Transport	14,53,941	14,53,941	-	-
312	Tikare Stone Supply Co	17,998	17,998	-	-
313	Tirupati Packing Industries	95,667	95,667	-	-
314	Tirupatti Engineering	9,58,081	9,58,081	-	-
315	Turntech Engineering	22,060	21,479	581	-
316	Trade Link	5,58,802	2,91,934	-	2,66,868
317	Sandeep Electrical	4,38,043	4,37,509	534	-
318	Tuv Sud South Asia Pvt Ltd	2,88,304	1,69,528	118,776	-
319	U R Associates	59,077	59,077	-	-
320	Universal Tools	5,33,054	5,33,054	-	-
321	Balwindar Singh Naroo	17,245	16,898	347	-
322	Star Electricals	64,356	64,077	279	-
323	Vivek Kumar Singh	1,60,886	1,60,609	277	-
324	Veripro Sales And Services	4,68,841	4,68,841	-	-





32

325	Vijaylaxmi Industries	30,696	24,818	4,004	1,874
326	Vinayak Chemicals	20,601	20,601	-	-
327	Shree Ganesh Engineering	2,22,884	2,22,761	123	-
328	Viscotec Solutions	1,82,019	1,82,019	-	-
329	Vision Metal Aids Pvt Ltd	37,448	37,448	-	-
330	Automotive Engineering	8,680	8,629	51	-
331	Vivek Trading Co	34,97,725	16,96,566	3,58,596	14,42,563
332	Vyana Laser	10,620	10,620	-	-
333	Witmans Advanced Fluid Pvt Ltd	1,43,364	1,43,364	-	-
334	Xpert Logistics	2,24,623	2,24,623	-	-
335	Yes Techno Limited	14,160	14,160	-	-
336	Yuvashakti Foundation	21,57,064	21,57,064	-	-
337	Zeta India Inc	7,67,570	7,67,570	-	-
338	National Stock Exchange Limited	38,34,441	38,34,441	-	-
339	Perfect Laser Cut And Fab (India) Private Limited	43,754	43,734	20	-
340	Singh Vimallesh Kumar	8,95,304	5,76,989	3,18,315	-
341	Hrk Enterprises	10,892	10,886	7	-
342	Bhudeshwar Mandal	1,22,083	1,22,083	-	-
	Total	25,69,68,374	22,82,62,373	2,01,10,608	85,95,395

ANNEXURE B**THE DETAILS OF SECURITY INTEREST IN RESPECT OF CLAIMS BY FINANCIAL****CREDITORS:****1. Details of Securities provided by Axis Bank Ltd in its claim form:**

First charge on entire current assets, both present & future, on pari-passu basis with other WC bankers in the multiple banking arrangement.

Second charge on entire Fixed Assets both current & future on pari-passu basis with other working capital bankers in the multiple banking arrangement.

Goods procured under LC.

Any other security offered to other working capital bankers will also be applicable.





2. Details of Securities provided by IDBI Bank Ltd in its claim form:

ANNEXURE -II

Sr. No	Stipulated	Created	Value & the current date of valuation
Primary	First pari passu charge on current assets of the company both present and future along with other member banks.	Stock hypothecated and ROC charge created on May 25, 2015	The value of current assets as per Stock and receivable audit report dated March 11, 2021 conducted by M/s. Dokma Sharma Datta & Co. CA , appointed by SBI, Commercial Branch, Jamshedpur Rs. 132 crore (Stock Rs. 117.39 crore and Book debt Rs. 15.19 crore).
Collateral	Second pari passu charge on fixed assets of the company, both present and future, with other non-working capital lenders in the MBA. (i) Hypothecation of all movable fixed assets and plant & machineries of the company both present and future (ii) Mortgage by deposit of title deeds created by the Borrower in respect of the immovable properties situated at: (a) Land measuring 1.418 Ha or thereabouts, situated at Kharsa No.435 Ba and Kharsa No.435 Sa, within the village limits of Naubaha Kahan, Pargana, Tehsil & District Lucknow, in the state of Uttar Pradesh. (b) Land measuring 4015 sq. mtrs, situated at plot no. 222 & 226P, Belur Industrial Area, Sy. No.108 &109 of Village: Belur, Hosi-Girga, Taluk & District Dharwad, in the state of Karnataka. (c) Land measuring 12139sq. mtrs, situated at plot no.224, Sy No 109 of Village: Mhambigatti, Hosi Girga, Taluk & District Dharwad, in the state of Karnataka. (d) Total land area measuring 30113 sq. ft. situated at plot no. NS-	Some Title documents kept with SBI, Jamshedpur and some are with MCO, Jamshedpur. IDBI Bank ROC charge on immovable fixed assets and Plant & Machinery on May 25, 2015. Records updated in CERSAI.	The value of the secured assets (immovable properties along with fixed assets) is Rs. 242.16 crore (RSV). This includes land and building of Rs. 56.16 crore and Plant and Machinery of Rs. 155.39 crore as per valuation reports by Mr. Sanjeev Shanker, appointed by SBI in 2020 and Devcon Engineers & Valuers appointed by IDBI in 2020.






	57, 7 th Phase, Adityapur Industrial Area, Jamshedpur, Mouza Asangi, Thana No.126, Thana & District: Saraikela, recorded under survey Khata no.187, 39, 98, 99, portion of plot nos.618(P), 619(P), 626(P), 627(P), 629(P), 630(P), 631(P), 632(P), in the state of Jharkhand.	
Guarantees (Personal/ Corporate):	No guarantee available	Amtek Auto Ltd (AAL) has issued Letter of Comfort with Reference no AAL/CLJMT/2014 dated October 03, 2014. As CIRP in case of AAL was in final stages, the letter of comfort was not enforceable. The same was confirmed by RP of AAL and Bank's LD.



3. Details of Securities provided by State Bank of India in its claim form:

S No	Charge Type	Charge Created	Annexure-III Value & Current date of Valuation
1	First Charge on Pari-Passu basis with other MBA Bank over RM, SIP, FG, Stocks in transit, FG at depots and all other miscellaneous current assets and receivable of the company, both present and future.	24.01.2000 and 24.08.2017	The value of current Assets as per Stock and Receivable Audit Report dated 17.08.2021 conducted by R Bajaj & Associates, Rs. 158.81 Crore (Stocks Rs. 108.32 Crore and Book Debt Rs. 10.49 Crore).
2	Equitable Mortgage and First Charge on Pari-Passu basis over landed property mentioned under	24.01.2000 and 24.08.2017	The value of secured asset (immovable properties along with fixed assets) is Rs. 212.10 crore. This includes land and building of Rs. 59.78 Crore and Plant & Machinery of Rs. 155.39 Cr as per valuation reports by E. Sanjeev Shaner appointed by SBI in 2020 and Devcon Engineers & Valuers appointed by IDBI Bank Ltd in 2020.





***Security Description:**

FB & NFBWC
<ol style="list-style-type: none"> 1. First Charge on Pari-Passu basis with other MBA Bank over RM,SIP,FG, Stocks in transit, FG at depots and all other miscellaneous current assets and receivable of the company, both present and future. 2. Second Pari- Passu Charge on the fixed Assets of the company both present and future.
Term Loan
<ol style="list-style-type: none"> 1. Pari- Passu first charge on fixed assets of the company, both present and future with other MBA Bank (IDBI Bank and L&T Finance Ltd). 2. Hypothecation of all the Plant & Machinery located in Jamshedpur (Unit-I, II, III, IV,V and VI), Dharwad and Lucknow units. 3. Second Pari-Passu Charge on all the current assets of the company, both present and future with other MBA Bank.
e-VFS
1. Exclusive first charge on the Hundies of Tata Motors Limited discounted by SBI

Equitable Mortgage of Immovable properties

S.NO	Land & Building	Unit No.
1	Indl Plot No. NS-14 (Part), A/20, NS-13 (Part North) NS-14 (Part North), 1 st Phase Industrial Area, Adityapur, Jamshedpur	Unit-I
2	Indl Plot No. C-36, C-20, D-8, D-9, D-10, D-11, D-12, NS-29, NS-30, NS-31, NS-32, NS-33, NS-34, and including area of proposed Road in South of Plot No. D-8 to C-19, NS-28(P), D-01,02 P & Vacant Land as per Map, D-2 (P) & 3, NS-35(P), 36, 37 & 38 and the land back side of plot including (Proposed Road), Indl Plot No. NS-29 (P). 7 th Phase, Industrial Area Adityapur, Jamshedpur.	Unit-II & III
3	Mouza Banza, Thana No. 195, Halka No.08, Khata No.14, Plot No. 200,201,202,269,270,271,272 and 273, Khata No.164, Plot No. 189,193 and 196, Khata No.14, Plot No. 199, 203, 268 and 274, P.S. Chandil, District Seraikella Kharswan.	Unit-IV
4	Indl Plot Nos A 45 (P), A-46, A-47, A-48(P) & M-2, A-49 (P), A-48 (P) & M -16, A -50 (P) & A-51 (P) Large Sector, Industrial Area, Adityapur, Jamshedpur	Unit-V
5	Plot No. NS/57 in 7 th Phase of Adityapur Industrial Area Development Authority, (V th Phase),Jamshedpur (Unit VI)	Unit-VI
6	Plot No. 222, 220 (P) & 224 KIADB, Belur Industrial Area, Dharwad-580011. (Unit Dharwad)	Dharwad unit
7	Khasra No. 435, Khata No- 435SA Village-Naubasta, Kalan, Pragana& Tehsil & Distt Lucknow, Uttar Pradesh.	Lucknow Unit

Sl. no. 5,6 and 7 mortgaged with IDBI Bank Ltd.

4.Details of Securities provided by Bank of India in its claim form

Details of Primary security:

Pari-passu first charge on Current Assets, present and future and pledge of Term Deposits as Cash Margin in LC & BG.

Details of Collateral security:

Pari-passu second charge on entire Fixed Assets. Exclusive Hypothecation charge on Plant & Machineries purchased out of their bank finance.





BEFORE THE NATIONAL COMPANY LAW TRIBUNAL,
NEW DELHI BENCH
INTERLOCUTORY APPLICATION NO. of 2022
IN
COMPANY PETITION NO. (IB) 1088/ND/2020

In the matter of:

Axis Bank Limited ...Financial Creditor

Versus

JMT Auto Limited ...Corporate Debtor

And in the matter of:

Mr. Pardeep Kumar Sethi ...Applicant / Resolution Professional

**Additional Affidavit on behalf of Applicant / Resolution
Professional**

Dated this ___ September 2022

AKR Advisors

Authorised Representatives for the Applicant / Resolution Professional

Office #8, Ground Floor,

Jolly Bhavan 1, New Marine Lines,

Marine Lines, Mumbai – 400020

Email: praful@akradvisors.com

